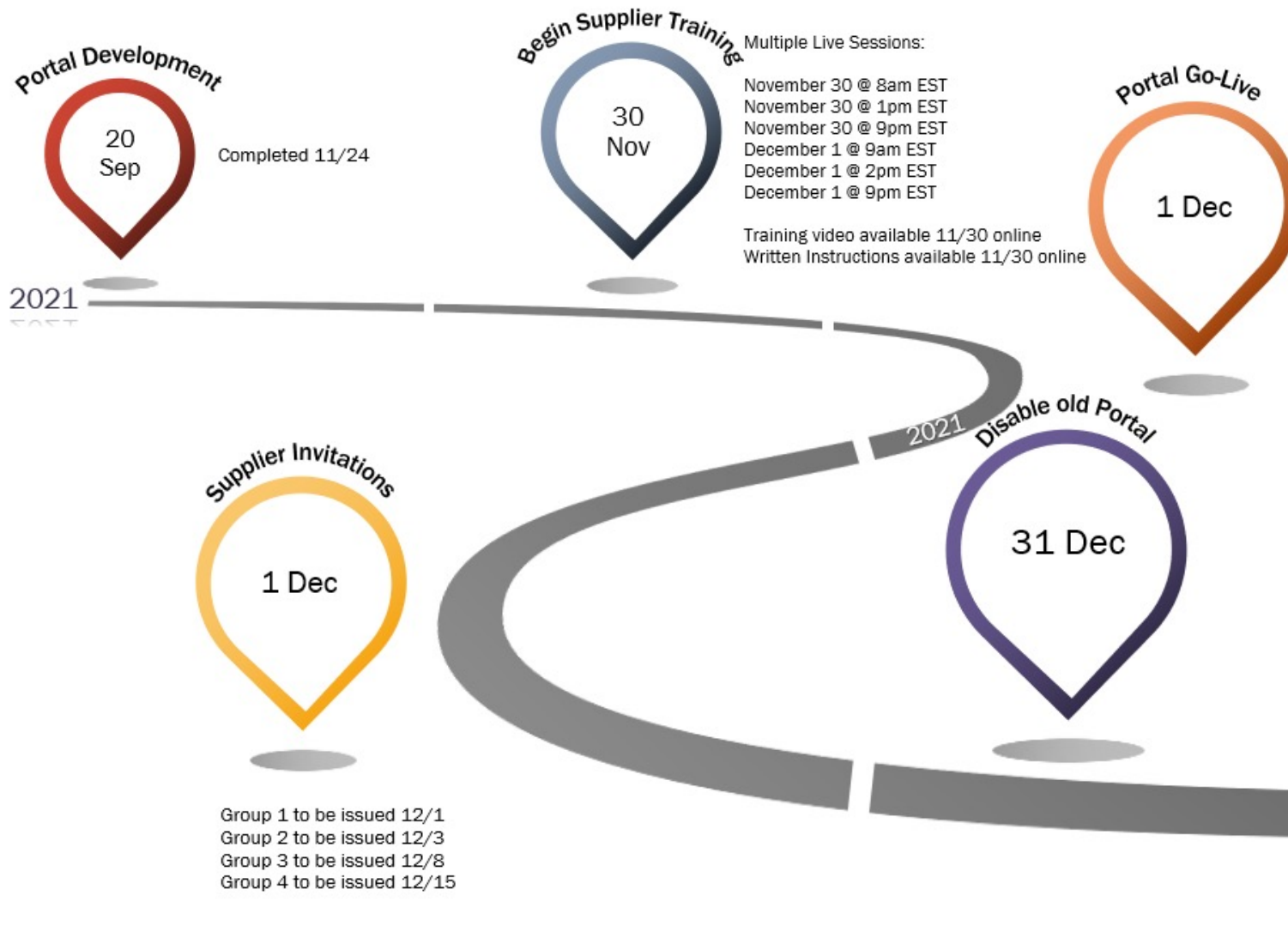




Stoneridge Supplier Portal

Supplier User
Training

Timeline...



Agenda

▶ **Accessing the Stoneridge Supplier Portal**

- First Time User Access
- How to...View/Export Supplier Release Schedules (SRS)
- How to...Enter Shipment Details/ASNs
- How to...Enter Supplier / Manufacture Part Data

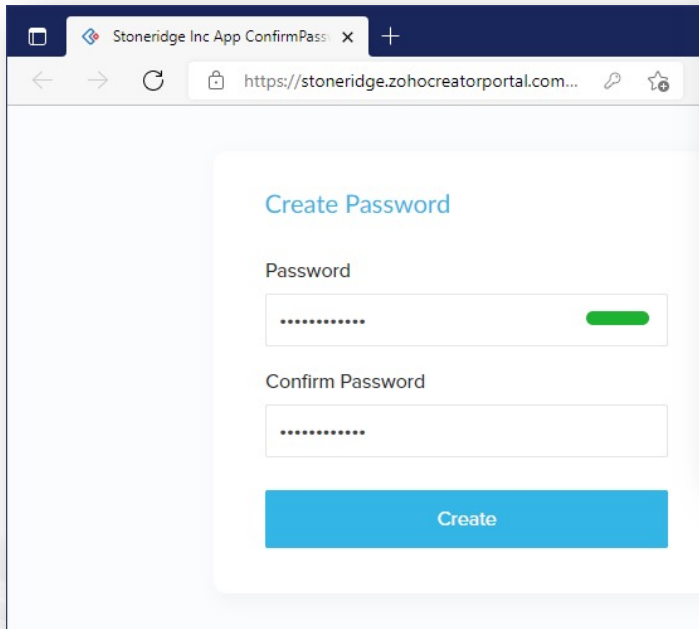
▶ **Additional Information**

▶ **Support**

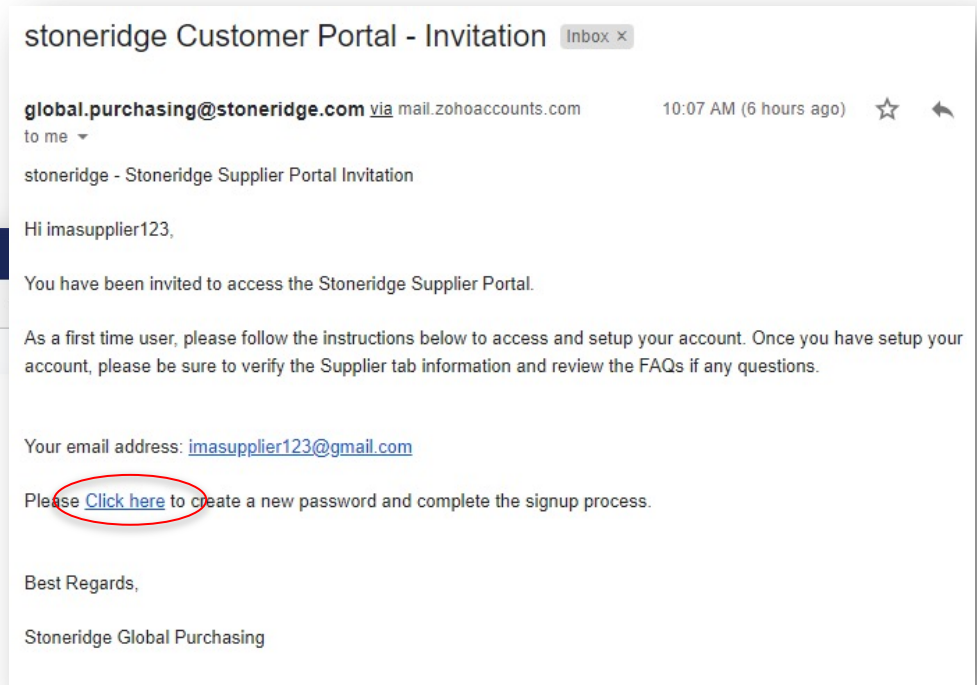
Accessing the Portal

First Time User Access

- ▶ **Your invitation email will be sent from global.purchasing@stoneridge.com**
 - Sent to Primary user and to Backup user
 - Includes link with instructions
 - Reply if any questions or if any issues in accessing portal via link provided



The screenshot shows a web browser window with the address bar displaying 'https://stoneridge.zohocreatorportal.com...'. The page title is 'Stoneridge Inc App ConfirmPass'. The main content area has a heading 'Create Password' in blue. Below it are two input fields: 'Password' and 'Confirm Password', both containing masked text (dots). A green progress bar is visible next to the Password field. At the bottom is a blue button labeled 'Create'.



After you have Registered...



▶ To log on go to:

- www.Stoneridge.com/Suppliers/Supplier Portal

▶ For Support, email:

- Global.Purchasing@Stoneridge.com

The image displays two overlapping screenshots. The background screenshot is the Stoneridge corporate website, featuring a large white semi-truck with red accents and the text "FOCUSED ON THE FUTURE" and "MIRROREYE® CMS SAFETY THROUGH ADVANCED TECHNOLOGY". The navigation menu includes "ABOUT US", "SOLUTIONS", "INVESTORS", "SUPPLIERS", and "MEDIA". A dropdown menu under "SUPPLIERS" is open, showing "SUPPLIER RESOURCES" and "SUPPLIER PORTAL", with the latter circled in red. The foreground screenshot is a browser window titled "Stoneridge Inc App Login" showing the login page for the supplier portal. It has fields for "Email Address" and "Password", a "Sign In" button, and a "Forgot Password?" link. At the bottom, a link to "Contact Stoneridge Support at: Global.Purchasing@Stoneridge.com" is circled in red.

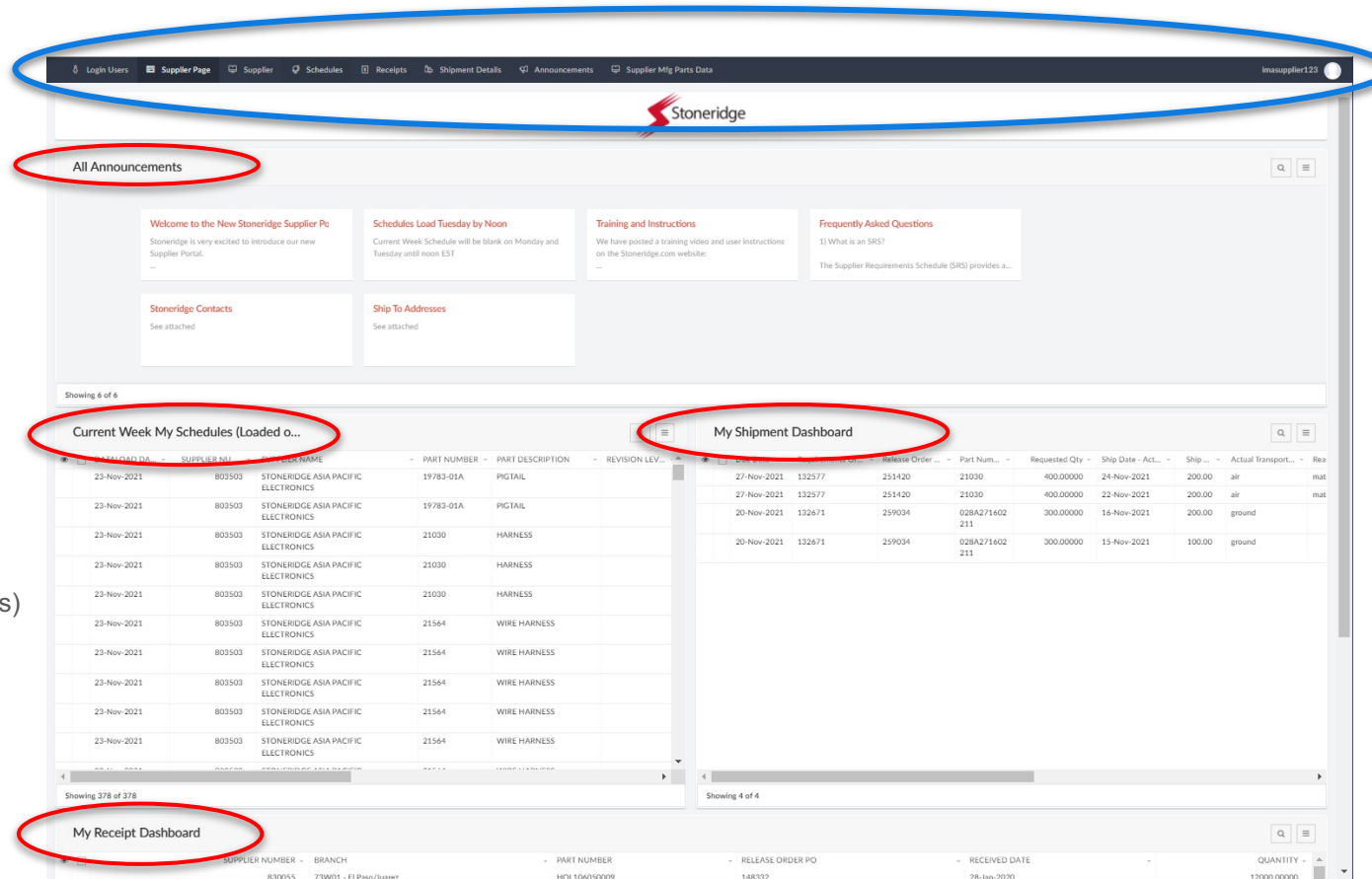
Portal Introduction

▶ Tabs:

- Supplier Page
- Supplier
- Schedules
 - Current Week
 - Last Week
- Receipts
 - Current Week
 - Last Week
- Shipment Details
 - Current Week
 - Last Week
 - Dashboard (rolling 12 months)
- Announcements
- Supplier Mfg Parts Data

▶ Supplier Page

- Announcements
 - Training / Instructions
 - Frequently Asked Questions
 - Stoneridge Contacts
 - Ship To Addresses
- Current Schedules
- My Shipments
- My Receipts

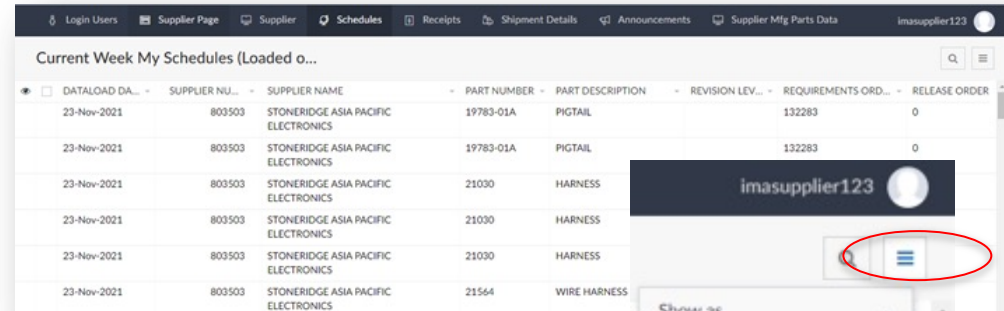


The screenshot displays the Stoneridge Supplier Portal interface. The top navigation bar includes links for Login Users, Supplier Page, Supplier, Schedules, Receipts, Shipment Details, Announcements, and Supplier Mfg Parts Data. The main content area is divided into several sections:

- All Announcements**: A section containing four cards: "Welcome to the New Stoneridge Supplier Portal", "Schedules Load Tuesday by Noon", "Training and Instructions", and "Frequently Asked Questions".
- Current Week My Schedules (Loaded o...)**: A table showing schedules for the current week. The table has columns for Date, Supplier, Supplier Name, Part Number, Part Description, and Revision Level. It lists multiple entries for "STONERIDGE ASIA PACIFIC ELECTRONICS" with various part numbers and descriptions.
- My Shipment Dashboard**: A table showing shipment details. The table has columns for Date, Release Order, Part Number, Requested Qty, Ship Date, Ship To, Actual Transport, and Receipt. It lists multiple entries for "STONERIDGE ASIA PACIFIC ELECTRONICS" with various part numbers and descriptions.
- My Receipt Dashboard**: A table showing receipt details. The table has columns for Supplier Number, Branch, Part Number, Release Order PO, Received Date, and Quantity. It lists multiple entries for "STONERIDGE ASIA PACIFIC ELECTRONICS" with various part numbers and descriptions.

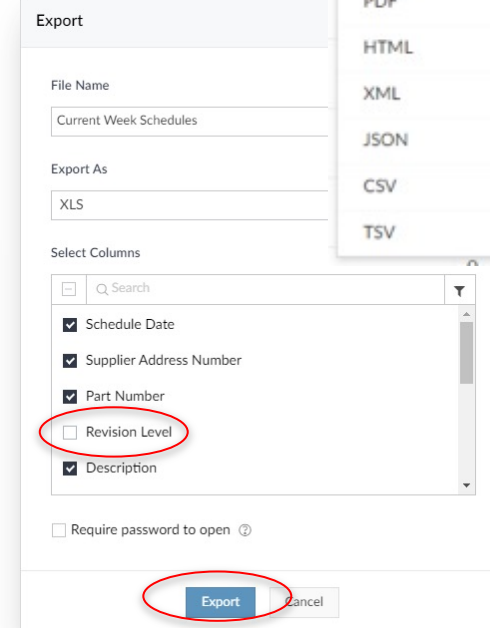
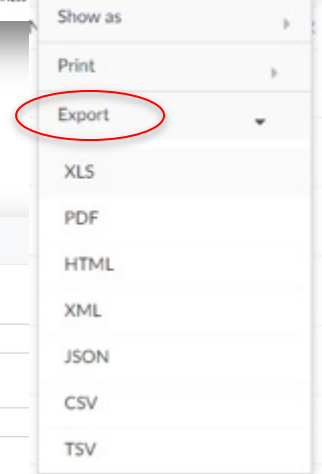
How to... Review/Export Schedules

- ▶ Go to the Schedules tab
- ▶ Go to Current Week Schedule
- ▶ Select the Menu (☰), then select the Export option
- ▶ Select the file type
- ▶ De-select any columns you do not require
- ▶ Select the Export button
- ▶ Open file in popup or in Downloads folder on your computer



Current Week My Schedules (Loaded o...)

	DATALOAD DA...	SUPPLIER NU...	SUPPLIER NAME	PART NUMBER	PART DESCRIPTION	REVISION LEV...	REQUIREMENTS ORD...	RELEASE ORDER
	23-Nov-2021	803503	STONERIDGE ASIA PACIFIC ELECTRONICS	19783-01A	PIGTAIL		132283	0
	23-Nov-2021	803503	STONERIDGE ASIA PACIFIC ELECTRONICS	19783-01A	PIGTAIL		132283	0
	23-Nov-2021	803503	STONERIDGE ASIA PACIFIC ELECTRONICS	21030	HARNES			
	23-Nov-2021	803503	STONERIDGE ASIA PACIFIC ELECTRONICS	21030	HARNES			
	23-Nov-2021	803503	STONERIDGE ASIA PACIFIC ELECTRONICS	21030	HARNES			
	23-Nov-2021	803503	STONERIDGE ASIA PACIFIC ELECTRONICS	21564	WIRE HARNESS			



Export

File Name
Current Week Schedules

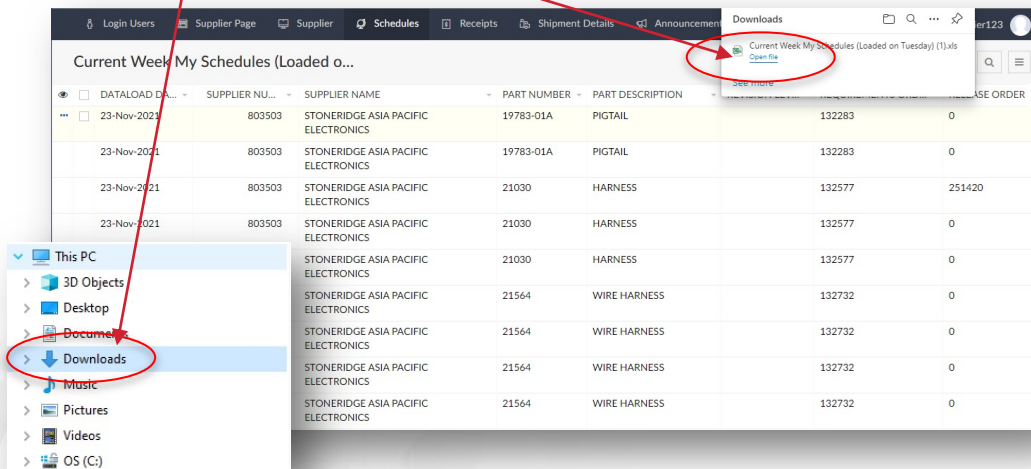
Export As
XLS

Select Columns

- ☒ Schedule Date
- ☒ Supplier Address Number
- ☒ Part Number
- ☐ Revision Level
- ☒ Description

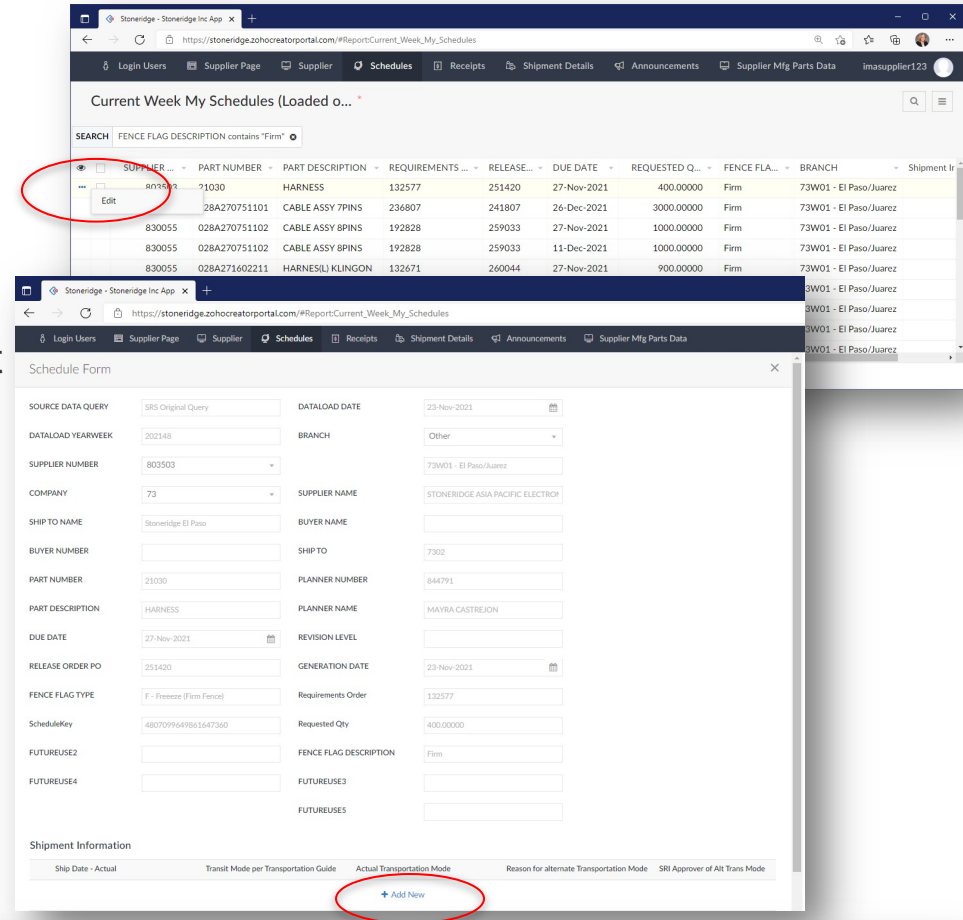
☐ Require password to open ⓘ

Export Cancel

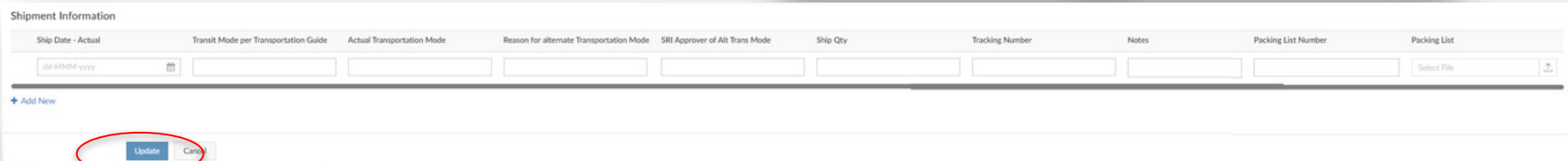


How to... Enter Shipment Details

- ▶ Go to the Schedules tab
- ▶ Go to Current or Last Week Schedules
- ▶ Select Firm release only (you cannot add shipment details for Planned releases)
- ▶ Select the ellipses menu (...), then select the Edit option
- ▶ Select the Add New button (+ Add New) at the bottom
- ▶ Enter Details
 - Attach Packing List (5MB max file size)
- ▶ Select the Submit button



The screenshot shows the Stoneridge portal interface. The top navigation bar includes links for Login Users, Supplier Page, Supplier, Schedules, Receipts, Shipment Details, Announcements, and Supplier Mfg Parts Data. The main content area displays a table titled "Current Week My Schedules (Loaded o...". The table has columns for SUPPLIER, PART NUMBER, PART DESCRIPTION, REQUIREMENTS, RELEASE, DUE DATE, REQUESTED Q, FENCE FLAG, and BRANCH. A red circle highlights the ellipses menu (...) next to the first row, and another red circle highlights the "Edit" option in the dropdown menu.



The screenshot shows the "Shipment Information" form. It includes fields for Ship Date - Actual, Transit Mode per Transportation Guide, Actual Transportation Mode, Reason for alternate Transportation Mode, SRI Approver of Alt Trans Mode, Ship Qty, Tracking Number, Notes, Packing List Number, and Packing List. A red circle highlights the "Update" button at the bottom left of the form.

How to... Enter Supplier Mfg Part Data

- ▶ Go to the Supplier Mfg Part Data tab
- ▶ Select the Stoneridge Part Number
- ▶ Select the ellipses menu (...), then select the Edit option
- ▶ Enter Supplier Part Number and/or Manufacturer Part Number
- ▶ Select the Submit button

Supplier Mfg Parts Data Form

BRANCH	73W01 - El Paso/Juarez
SUPPLIER NUMBER	803503
SUPPLIER NAME	Stoneridge Asia Pacific
STONERIDGE PART NUMBER	21953-01
PART DESCRIPTION	Wire Harness
SUPPLIER PART NUMBER	
MANUFACTURER PART NUMBER	

Stoneridge - Stoneridge Inc App

Supplier Page

Supplier Mfg Parts Data

Supplier Mfg Parts Data Form

My Supplier Mfg Parts Data ...

All Announcements

Welcome to the New Stoneridge Supplier Data

Schedule Load Times by Moon

Training and Instructions

Supplier Mfg Parts Data Report

SEARCH: SUPPLIER NUMBER is either "830055" or "803503"

BRANCH	SUPPLIER ...	STONERIDGE...	PART DESCRIPTION	SUPPLIER PART NUMBER	MANUFACTURER PART NUMBER
73W01 - El Paso/Juarez	803503	21954	WIRE HARNESS		
73W01 - El Paso/Juarez	803503	21953-01	WIRE HARNESS		
73W01 - El Paso/Juarez	803503	21663-01	WIRE HARNESS		
73W01 - El Paso/Juarez	803503	21564	WIRE HARNESS		
73W01 - El Paso/Juarez	803503	21422	WIRE HARNESS		
73W01 - El Paso/Juarez	803503	21315	WIRE HARNESS		
73W01 - El Paso/Juarez	803503	21032	HARNESS		
73W01 - El Paso/Juarez	803503	21031	HARNESS		
73W01 - El Paso/Juarez	803503	21030	HARNESS		
73W01 - El Paso/Juarez	803503	21029	HARNESS		
73W01 - El Paso/Juarez	803503	20895	HARNESS		
73W01 - El Paso/Juarez	803503	19987B	WIRE HARNESS		
73W01 - El Paso/Juarez	803503	19783-01A	PIGTAIL		
73W01 - El Paso/Juarez	803503	17-3067	WIRE HARNESS ASSEMBLY		

Requested Qty: 400.00000 Ship C: 24-Nr

Additional Information

Please note:

- ▶ The “Old” portal will be disabled on December 31st
- ▶ Suppliers are limited to 1 Primary and 1 Backup email per supplier account
- ▶ Changes to the suppliers account must be made by the IT Admin
- ▶ Suppliers can only enter 1 Shipment Detail (ASN) at a time
 - We are working with Zoho to develop a “mass” entry/upload method
 - *Attachments are limited to 5MB* in size, but can be PDF, Excel, CSV, etc
- ▶ Search fields may contain up to 6 values
- ▶ Frequently Asked Questions are posted on [Stoneridge.com/Suppliers/Supplier Resources](https://Stoneridge.com/Suppliers/SupplierResources) and on the Supplier Portal/ Announcements section

Support

▶ Training

- [Video](#) – posted on Stoneridge.com/Suppliers/Supplier Resources and on the Supplier Portal/ Announcements section
- [Instructions](#) - to be posted on Stoneridge.com/Suppliers/Supplier Resources and on the Supplier Portal/ Announcements section

▶ Support

- [Stoneridge Planner](#)
 - Assistance with the Supplier Release Schedules
- Global.Purchasing@Stoneridge.com
 - Request supplier account updates / changes
- [Stoneridge IT Admin](#)
 - Loads schedules weekly (*Tuesday mornings by noon EST*)

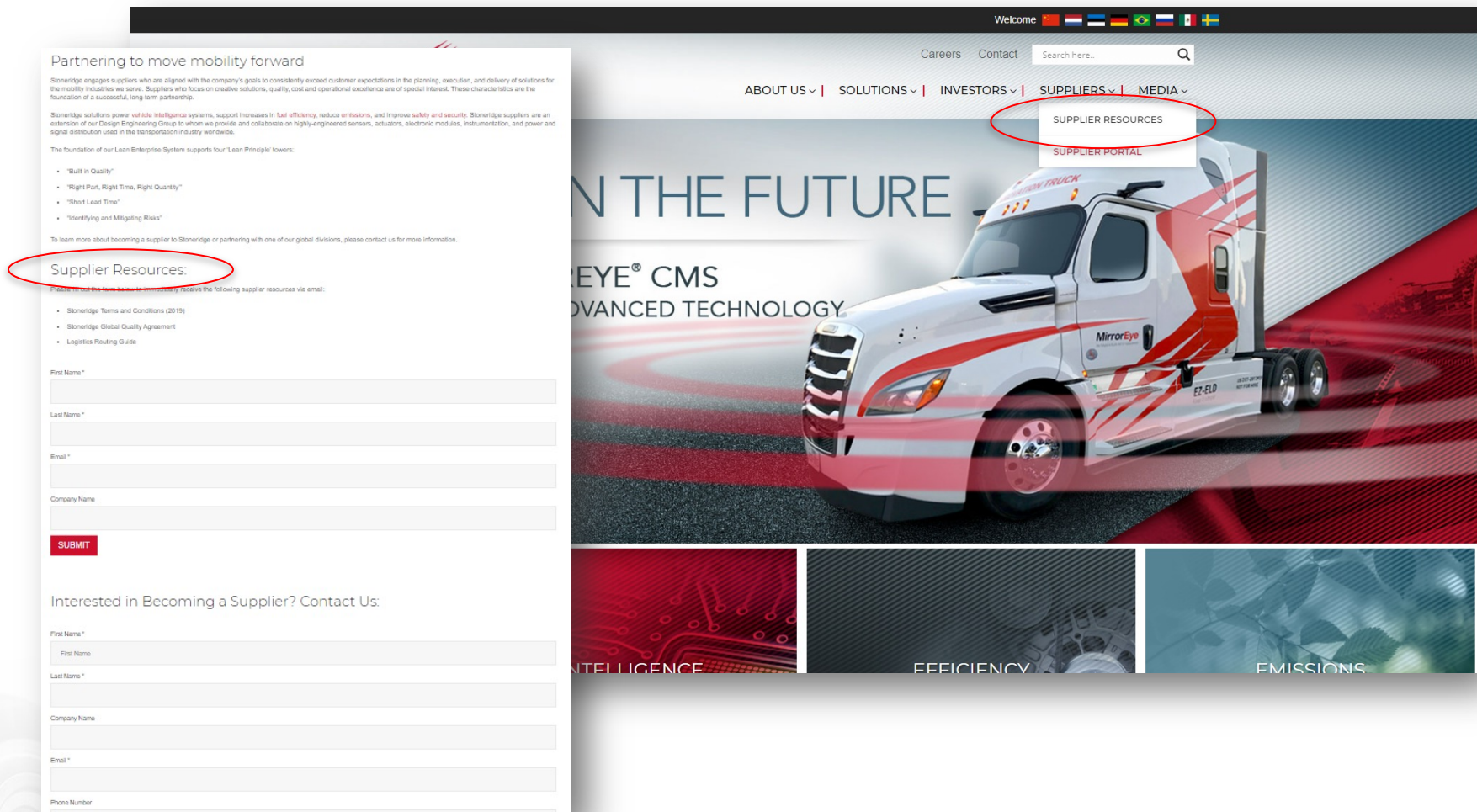
▶ Frequently Asked Questions (FAQs)

- Posted on Stoneridge.com/Suppliers/Supplier Resources and on the Supplier Portal/ Announcements

Training and Instructions

► Go to:

- www.Stoneridge.com/Suppliers/Supplier Resources
- Select documents required
- Email is sent to supplier with links to files



The image shows a screenshot of the Stoneridge website. The top navigation bar includes links for "ABOUT US", "SOLUTIONS", "INVESTORS", "SUPPLIERS", and "MEDIA". The "SUPPLIERS" link is highlighted with a red circle, and a dropdown menu shows "SUPPLIER RESOURCES" and "SUPPLIER PORTAL". The main content area features a large image of a white and red semi-truck with "MirrorEye CMS" and "ADVANCED TECHNOLOGY" text. Below the truck, there are three smaller images labeled "INTELLIGENCE", "EFFICIENCY", and "EMISSIONS". On the left side, there is a "Supplier Resources" section with a list of documents: "Stoneridge Terms and Conditions (2019)", "Stoneridge Global Quality Agreement", and "Logistics Routing Guide". Below this list is a contact form with fields for "First Name", "Last Name", "Email", and "Company Name", and a "SUBMIT" button. At the bottom, there is a section titled "Interested in Becoming a Supplier? Contact Us:" with another contact form.

Thank you!

